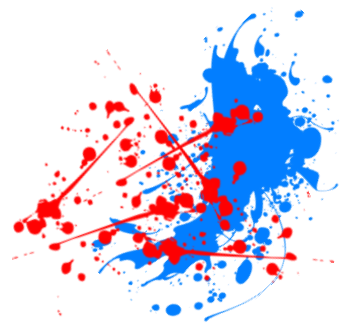




Syllabus / Course Outline  
North Dorchester High School  
2020 - 2021



**Teacher's Name:** Mrs. Powell

**Google Meet Code:** [powellj4](#)



**Phone Number:** (410) 943-4511 x1555

**Asynchronous Monday**

**Google Meet Code:** [ndhspowellart](#)

**Email:** [powellj@dcpsmd.org](mailto:powellj@dcpsmd.org)

### Course Description \*

Students will study art concepts, the fundamentals of art, and the art-making process. The question of "what is art?" is the foundation of this course. Through the progression of the year, students will explore the elements of art and how to incorporate them into their own artwork. Students will have the opportunity to experiment with several mediums, as well as observe and critique pieces.

### Course Requirements / Objectives \*

*I. Analyze and Respond: Aesthetically*

- Study artists and their work to better understand historical reasons why it was produced

*II. Historical, Cultural, and Social Production*

- Understand art as a part of worldly cultural history

*III. Apply & Create*

- Apply knowledge and information to design, build, and produce art

*IV. Evaluation & Criticism*

- Assess, describe, and question to self-evaluate and group critique.

**Elements of Art:** Line, Shape, Space, Value, Color, Form, Texture

**Principles of Design:** Harmony, Economy, Movement, Rhythm, Contrast, Proportion, Emphasis

### Materials for Virtual Learning \*

**A computer** – DCPS's virtual learning platform is Schoology. Work will be uploaded for completion. Synchronous instruction will take place in Google Meet.

**Device to take pictures** – Images of brainstorm sketches, in progress work and completed projects will be uploaded and submitted through Schoology.

**Paper, Folder & Pencil** – You will need some blank paper and a folder to keep drawings organized. Use pencils to complete sketches. Absolutely no pens will be allowed for sketching/brainstorm ideas.

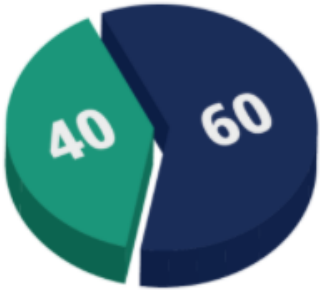
Basic art materials we will also be using while virtual: Sharpie, colored pencils, ruler, markers, magazines/newspaper, scissors

\* You may use any additional art materials you have readily available at home to complete work.



## Grading Policy \*

**\*All work MUST be submitted through Schoology and will not be accepted/graded if emailed to teacher**



★ **Summative - Projects & Exams (60% of grade):**

- Projects will be graded out of 100 points. Each project will be considered a “test grade”. Projects will include the art-making process.

★ **Formative – Warm-ups, Classwork, and Self-Reflections (40% of grade):**

- Classes will also include worksheets, comprehension checks, critiques and short exercises.

## Guidelines for Success \*

### **VIRTUAL INSTRUCTION EXPECTATIONS:**

Log into Schoology daily. For synchronous learning, allow yourself time to log in to Google Meet and be on time for class. Be prepared, ready to work and participate. Be respectful to both the teacher and your peers and use appropriate language during conversations. Please be considerate of our time together and turn off cell phones and place out of sight.

### **DISCIPLINARY ACTIONS:**

**Virtual:** Any student who cannot conduct themselves in an appropriate manner during live synchronous instruction and continues to be a distraction, will be removed from the call and will receive a phone call home. If the student continues with disruptive behavior, they will receive a behavioral referral and administration will be informed.

**Return to School (face-to-face instruction):** Student will be given a warning (may be verbal, non-verbal, or written redirection). If behavior continues – 1:1 conversation, conference in hallway, change of seat if necessary, conversation after class, lunch or after-school detention and a call home. If inappropriate behavior continues, a school referral will be given to administration.

### **MAKING UP ASSIGNMENTS:**


Students will have the opportunity to make up any missing assignments. If unable to attend class virtually on a specific day, please contact Mrs. Powell via email prior to the absence. It is your job to discuss any missing/incomplete assignments with Mrs. Powell. Grades can be checked on PowerSchool and assignments will be located on Schoology in weekly folders.

## Units of Study \*

- ◆ **Quarter 1:** Line, Shape and Post-Modern & Modern Art History (1945 – present)  
Space, Value and Modern Art History (1880 – 1945)
- ◆ **Quarter 2:** Color, Form and Middle Ages Art History (373 – 1456)  
Form, Texture and Classic Civilizations Art History (800BC - 373)

\*\* Students will also complete a Portfolio Reflection at the end of this course (Course Assessment)

## Scope & Sequence of Units \*

Element / Unit of Study	Lesson / Project	Dates
	Intro to Art 1 class	Week of 1/27/21
	Artist Signature	2/2/2021
LINE	Intro to Line & Shape. Zentangle	2/3/2021
	Contour Line and Shoe Drawings	TBD
SHAPE	Gesture drawings and figures. Silhouettes from a figure drawing	
	<b>Modern &amp; Postmodern 1945 – Present Art History</b>	
	Optical Illusion	
	Abstract nature sculptures	
	1-Point Perspective Drawings	
	Graffiti tag in 1-pt perspective	
	<b>Modern Art History 1880 – 1945</b>	
SPACE	Intro to positive/negative space, Winter Tree painting	
	Intro to perspective space – still life	
	Landscape painting – watercolor	
VALUE	Intro to value, glue, hue & contour watercolor	
	Still Life Composition	
COLOR	Intro to color, Mandala Color Wheel	
	<b>Middle Ages 373 – 1456</b>	
	Triptych	
	Coat of Arms	
	Calligraphy	
	Illumination	
	<b>Classic Civilizations 800BC – 373 AD</b>	
FORM	Origami	
	Intro to Form, pottery – Gargoyle sculpture	
	Proportions of hand, hand drawing & shading	
	Greek vase papier maché sculptures	
TEXTURE	Texture Gallery Walk	
	Texture Photo Scavenge Hunt	
	Textured Animal Eye	
	End-of-year Portfolio Reflection	Week of 5/25/21